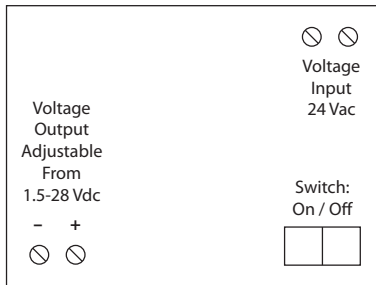


**DC POWER SUPPLY: 120 VAC OR 24 VAC TO 1.5 - 28 VDC**



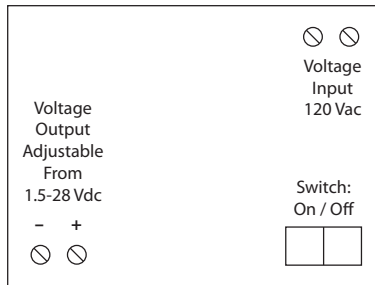
**PSM24A24DAS**

4.00" & 2.75" Track Mount Isolated Linear DC Power Supply, **24 Vac** to 1.5-28 Vdc, 300 mA Adjustable Output



**PSM19A24DAS**

4.00" & 2.75" Track Mount Isolated Linear DC Power Supply, **120 Vac** to 1.5-28 Vdc, 300 mA Adjustable Output



**SPECIFICATIONS**

- Voltage Input:** 24 Vac (PSM24A24DAS)  
120 Vac (PSM19A24DAS)
- Voltage Output:** 1.5 - 28 Vdc Isolated
- Frequency:** 50/60 Hz
- Overload Protection:** Electrical and Thermal, Auto-Reset
- Operating Temperature:** -30 to 140° F
- Humidity Range:** 5 to 95% (noncondensing)
- Power Status:** LED On = Activated
- Dimensions:** 1.625" x 2.750" x 4.000"
- Track Mount:** 4.000" and 2.750"  
MT212-4 Mounting Track Supplied
- Weight:** 1.10 lbs.
- ON/OFF Switch:** 2 Position
- Approvals:** UL916, C-UL

- Output Current Ratings:**
- 116 mA @ 10 Vdc
- 125 mA @ 12 Vdc
- 300 mA @ 24 Vdc

- Input Current Rating:**
- 950 mA Maximum (PSM24A24DAS)
- 150 mA Maximum (PSM19A24DAS)

- Percent Ripple:**
- 0.0016%, 24 Vdc @ 300 mA

- Regulation:**
- Load: 0.04% No Load to Full Load
- Line: 0.0080 mV/V (PSM24A24DAS)
- Line: 0.6250 mV/V (PSM19A24DAS)